

Luxor P200

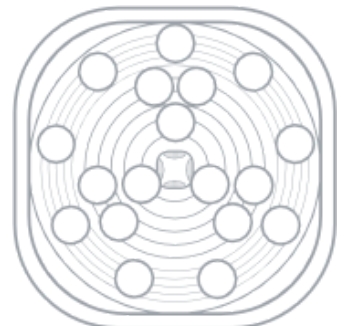
Infinium Luxor P200

Advanced Procedure Lighting

The Luxor P200 LED is designed for procedures and examinations in smaller spaces. The P200 minimizes shadows while utilizing a silent fan-less housing that produces low heat.

The P200 Procedure Light comes in single, mobile, or dual head configurations and provides up to **100,000lx** per head.

The 35cm light head produces an 18cm pattern for posterior and a 30cm for anterior regions. The P200 provides adjustable intensity and color tones and has an autoclavable handle.

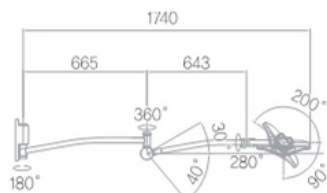


Infinium P200 Technical Specifications

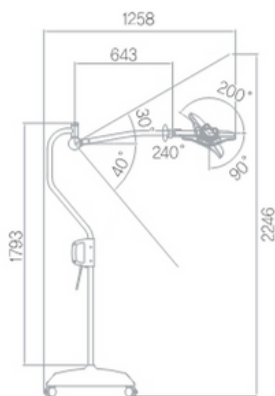
Number of LED(EA)		18
Head Size(cm)		35 X 34
Illumination EC at 1m working distance	Max.(Lux)	100,000 (@ 1M)
	Min. (Lux)	5,000
Color Rendering Index	Ra	90
	R9	80
Color Temperature(K)		3,800 / 4,300 / 4,800
Focus Field Size	Max.(cm)	Max. 30
	Min. (cm)	Min. 18
Depth of Illumination (L1 + L2)	Ec 60%	92

Radiant Energy		3.2mW/m ² -lx
Irradiance		192 W/m ²
Dilution Effect	With Tube(%)	100
	2 mask(%)	48
	2 mask + Tube(%)	46
Power Consumption		≤ 25
Life Span(hours)		50,000

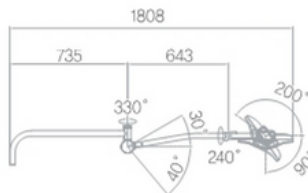
No.	MODEL	TYPE	COLOR	AUTHORIZATION CODE	ORDER CODE
1	S200	MOBILE	IVORY	PL2S10-002A1	S200 MOBILE_CE
2			BLUE	PL2S10-002A0	S200 MOBILE_CE
3		CHAIR	IVORY	PL2S20-002B1	S200 CHAIR_CE
4			BLUE	PL2S20-002B0	S200 CHAIR_CE
5		WALL	IVORY	PL2S30-002C1	S200 WALL_CE
6			BLUE	PL2S30-002C0	S200 WALL_CE
7		CEILING	IVORY	PL2S40-002D1	S200 CEILING_CE
8			BLUE	PL2S40-002D0	S200 CEILING_CE
9		DUALCEILING	IVORY	PL2S50-002E1	S200 DUAL CEILING_CE
10			BLUE	PL2S50-002E0	S200 DUAL CEILING_CE



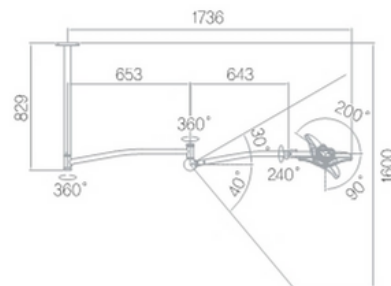
Wall



Mobile



Chair Unit



Ceiling