

enVision **AF**

Autofocus Digital Microscope

Autofocus digital microscope,
full HD live video, fast autofocus,
and extreme working distance
for a variety of inspection environments.



P/N 18801BB
enVision AF
on a Ball Bearing Boom Stand
(monitor not included)

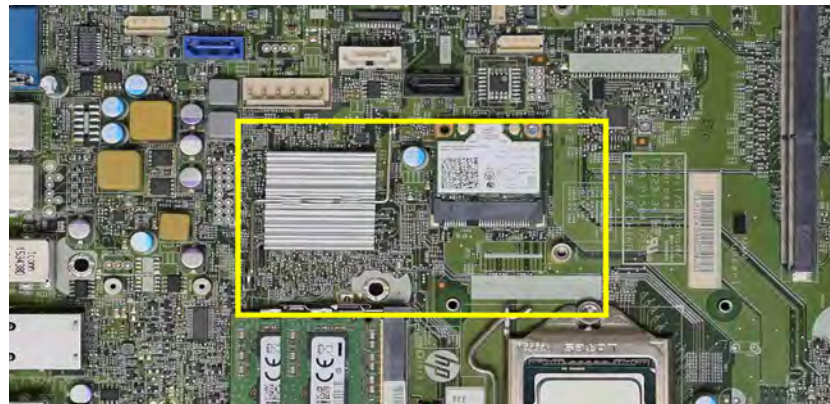
Versatile Digital Solution, Stand-alone Operation & Extreme Flexibility

The enVision AF digital microscope features infinite working distance flexibility coupled with fast autofocus and built-in software for outstanding stand-alone operation (no PC needed). View the entire sample in focus (no lenses to change), then zoom in to see details.

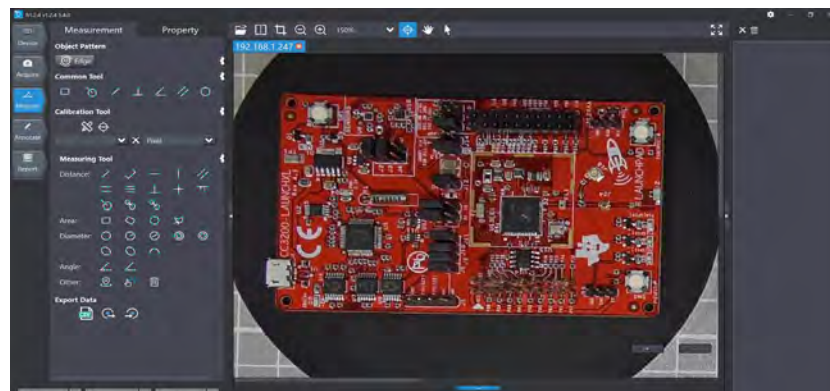
Stream live HD video at 60fps using the built-in software. Capture video, images, calibrate and measure samples without a PC. Actual magnification is displayed right on the monitor.

With its ultra deep focus, infinite working distance and large field of view, the enVision AF can accommodate a wide range of sample sizes and complexity.

See More of Your Sample!



▲ Field of view at 10cm (yellow box) Vs. 30cm working distance.




▲ enVision PC software provides advanced control, analysis, and data saving via secure LAN/Ethernet connection.



Key Features

- Infinite working distance, high depth of focus and large field of view allow viewing of all features
- Built-in software for stand-alone operation when viewed on an HD monitor
- Live measurement and annotation tools
- Save images to USB stick or PC
- Advanced control and analysis via secure Ethernet connection with enVision PC software
- Mounts into most standard stereo microscope focus arms; 1/4"-20 and M4 holes provide additional mounting options



▲ Ports for wireless USB mouse (controls built-in software), HDMI for live video streaming, save images to USB flash drive. Built-in software for image capture, processing, calibration, measurement and more!

Mount Your enVision AF to Fit Your Application



**enVision AF
on a Ball Bearing Boom Stand**
P/N 18801BB



**enVision AF on
pole stand**
P/N 18800PS



**enVision AF on
articulating flex arm stand
with C-clamp**
P/N 18802VE
(monitor not included)

SPECIFICATIONS

MICROSCOPE

Model	enVision AF
Sensor	Sony EXMOR color CMOS, back-illuminated, 1/2.8" format
Pixel Size	2.9µm
Live Resolution	2MP, HD 1080p (1920px x 1080px)
Capture Resolution	2MP (1920px x 1080px)
Frame Rate	60fps (1080p)
Focus	Automatic, Click, Manual
What's in the Box	enVision AF microscope, wireless mouse, HDMI cable (2m), Ethernet cable (3m), USB stick (for image storage; includes PC software, user manuals), 12v/1A power adapter

OPTICAL

Magnification	1X	2X	3X	4X	5X	14X
FOV (@10cm)	171mm*92mm	89mm*50mm	71mm*40mm	60mm*33mm	52mm*29mm	24.3mm*13.5mm
FOV (@30cm)	420mm*230mm	196mm*110mm	150mm*84mm	116mm*65mm	101mm*57mm	45.5mm*25mm
Working Distance	10cm ~ ∞					
Optical Magnification, Zoom	1 ~ 14x, electronic					
Digital Magnification	1 ~ 6x					

BUILT-IN SOFTWARE

Image Capture	USB 2.0 device (stand-alone operation); PC (via LAN connection)
Data Connection	HDMI, LAN/Ethernet RJ46, USB 2.0 (for data storage to USB stick only)
Video Capture	USB device (stand-alone operation); PC (via LAN connection); up to 4GB .mp4 file size
White Balance	Automatic/Manual
Exposure	Automatic/Manual
Built-in Tools	Calibration and measurement; Scale, Templates

PC SOFTWARE

Data Interface	LAN/Ethernet only
Camera Controls	Focus, Zoom, Exposure, White Balance, Configuration, Snap Image, Video Record, Time Lapse, Stitching, Extended Depth of Focus (EDF)
Analysis Tools	Calibration, Measure, Export Data, Annotate, Report
PC Requirements	Windows 7, 8, & 10 (64-bit recommended); Intel i5 processor or better (Quad Core or better); 16GB RAM or more; Ethernet port

MECHANICAL

Dimensions (camera only)	72mm (L) X 88mm (W) X 129mm (H)
Weight	0.57kg

